



ART. 1000



Tubo rigido in rame cromato con 2 dadi e cartella ricavata - diam. 10 mm

C. p. copper rigid tube with 2 nuts - diam. 10 mms

Misure disponibili / Available lengths : 25 - 30 - 35 - 40 - 45 - 50 - 60 - 70 - 80 - 100 CMS

Raccordi disponibili / Available fittings : 1/2F x 1/2F

ART. 1020




Tubo rigido in rame cromato con 1 dado e cartella ricavata - diam. 10 mm

C. p. copper rigid tube with 1 nut - diam. 10 mms

Misure disponibili / Available lengths : 25 - 30 - 35 - 40 - 45 - 50 - 60 - 70 - 80 - 100 CMS

Raccordi disponibili / Available fittings : 1/2F

ART. 1025



Tubo rigido in rame cromato con 1 dado e cartella saldata - diam. 10 mm

C. p. copper rigid tube with 1 nut - diam. 10 mms with welded brass seat

Misure disponibili / Available lengths : 25 - 30 - 35 - 40 - 45 - 50 - 60 - 70 - 80 - 100 CMS

Raccordi disponibili / Available fittings : 1/2F - 3/8F

ART. 1035



Tubo rigido in rame cromato liscio

C. p. smooth copper rigid tube

Misure disponibili / Available lengths : 100 - 150 CMS

Diametri disponibili / Available diameters : 10 - 12 - 14 mm

ART. 1040



Tubo rigido in rame cromato - in rotoli


C. p. copper rigid tube - in rolls

Misure disponibili / Available lengths : 5 MTS

Diametri disponibili / Available diameters : 10 - 12 - 14 mm



ART. 1045




Tubo rigido in rame cromato per prolunga monoforo - diam. 10 mms

C. p. smooth copper rigid tube 3/8F hole 10 - diam. 10 mms

Misure disponibili / Available lengths : 30 - 35 - 40 - 45 CMS
Raccordi disponibili / Available fittings : 3/8F

ART. 1100




Tubo flessibile in rame cromato con cartella ricavata - diam. 13 mm

C. p. copper flexible hose - diam. 13 mms

Misure disponibili / Available lengths : 25 - 30 - 35 - 40 - 45 - 50 - 60 - 80 CMS
Raccordi disponibili / Available fittings : 1/2Fx1/2F - 1/2Fx3/8F - 3/8Fx3/8F - 1/2Mx1/2F - 1/2Mx3/8F - 3/8Mx3/8F - 3/8Mx1/2F

ART. 1105




Tubo flessibile in rame cromato con cartella saldata - diam. 13 mm

C. p. copper flexible hose with welded brass seat - diam. 13 mms

Misure disponibili / Available lengths : 25 - 30 - 35 - 40 - 45 - 50 - 60 - 80 CMS
Raccordi disponibili / Available fittings : 1/2Fx1/2F - 1/2Fx3/8F - 3/8Fx3/8F - 1/2Mx1/2F - 1/2Mx3/8F - 3/8Mx3/8F - 3/8Mx1/2F

ART. 1110




Tubo flessibile in rame cromato con cartella ricavata e nipples lungo - diam. 13 mm

C. p. copper flexible hose with prolonged male - diam. 13 mms

Misure disponibili / Available lengths : 25 - 30 - 35 - 40 - 45 - 50 - 60 - 80 CMS
Raccordi disponibili / Available fittings : 1/2Mx1/2F - 1/2Mx3/8F

ART. 1115



Tubo flessibile in rame cromato con cartella saldata e nipples lungo - diam. 13 mm

C. p. copper flexible hose with welded brass seat and prolonged male - diam. 13 mms

Misure disponibili / Available lengths : 25 - 30 - 35 - 40 - 45 - 50 - 60 - 80 CMS
Raccordi disponibili / Available fittings : 1/2Mx1/2F - 1/2Mx3/8F



ART. 1201



Squadretta sottolavabo in rame cromato

C.p. copper curved rigid tube

Misure disponibili / Available lengths : 150x200 - 150x250 - 200x250 - 200x300 MMS

Diametri disponibili / Available diameters : 10 - 12 - 14 mm

ART. 1206



Squadretta sottolavabo in rame cromato con nipples, dado e rosone

C.p. copper curved rigid tube with nipple, nut and rosette

Misure disponibili / Available lengths : 150x200 - 150x250 - 200x250 - 200x300 MMS

Diametri disponibili / Available diameters : 10 - 12 - 14 mm

ART. 1211



Rubinetto cassetta con tubo rame avvitato con nipples e rosone

C. p. brass complete angle valve for tank with rosette, copper tube and nipple

Misure disponibili / Available lengths : 3/8" - 1/2"

Raccordi disponibili / Available fittings : cannuccia/copper tube perno/brass fitting

ART. 1215



Rubinetto cassetta in ottone cromato

C. p. brass angle valve for tank

Misure disponibili / Available lengths : 3/8"

Raccordi disponibili / Available fittings : con o senza perno / with or without brass fitting

ART. 1218



Tubo rigido in rame cromato per cassetta WC

C. p. copper rigid tube for tank

Misure disponibili / Available lengths : 15 CMS

Raccordi disponibili / Available fittings : 3/8M



ART. 1220



Curvetta sottolavabo 90° in ottone cromato con rosone

C.p. brass 90° under basin angle valve with rosette

Misure disponibili / Available lengths : 1/2"

ART. 1225



Curvetta sottolavabo 45° in ottone cromato con rosone

C.p. brass 45° under basin angle valve with rosette

Misure disponibili / Available lengths : 1/2"

ART. 1230



Curvetta sottolavabo 90° in rame cromato con rosone

C.p. copper 90° under basin angle valve with rosette

Misure disponibili / Available lengths : 1/2"

ART. 1235



Curvetta sottolavabo regolabile 90° in rame cromato con rosone

C.p. adjustable copper 90° under basin angle valve with rosette

Misure disponibili / Available lengths : 1/2"

ART. 1240/1241



Curvetta sottolavabo 90° in ottone cromato con rosone

C.p. brass 90° under basin angle valve with rosette

Misure disponibili / Available lengths : 1/2"

Raccordi disponibili / Available fittings : con o senza dado / with or without nut



ART. 1252



Nipples doppio in ottone cromato per tubo rame

C.p. brass double nipple for copper rigid tube

Misure disponibili / Available fittings : 3/8Fx3/8F foro 10 - 3/8Fx3/8F foro 12 - 1/2Fx1/2F foro 14

ART. 1254



Nipples femmina in ottone cromato per tubo rame

C.p. brass female nipple for copper rigid tube

*Misure disponibili / Available fittings : 3/8Mx3/8F foro 10 - 3/8Mx3/8F foro 12 - 3/8Mx1/2F foro 10
3/8Mx1/2F foro 12 - 1/2Mx1/2F foro 14*

ART. 1256



Raccordo di giunzione a T in ottone cromato

C.p. brass T junction with 3 nuts for copper rigid tube

Misure disponibili / Available fittings : 3/8Fx3/8F foro 10 - 3/8Fx3/8F foro 12

ART. 1258



Raccordo di giunzione a L in ottone cromato

C.p. brass elbow with 2 nuts for copper rigid tube

Misure disponibili / Available fittings : 3/8Fx3/8F foro 10 - 3/8Fx3/8F foro 12

ART. 1260



Prolunga in ottone cromato per sottolavabo

C.p. brass extension for under basin angle valve

Misure disponibili / Available lengths : 20 - 40 MMS

Raccordi disponibili / Available fittings : 3/8Fx3/8M



ART. 1265



Nipples esagonale in ottone cromato con dado conico per tubo rame

C.p. brass nipple with conical nut for copper rigid tube

*Misure disponibili / Available fittings : 3/8Mx3/8F foro 10 - 3/8Mx3/8F foro 12 - 3/8Mx1/2F foro 10
3/8Mx1/2F foro 12 - 1/2Mx1/2F foro 14*

ART. 1270



Nipples esagonale prolungato in ottone cromato con dado conico per tubo rame

C.p. prolonged brass nipple with conical nut for copper rigid tube

Misure disponibili / Available fittings : 1/2Mx3/8F foro 10 - 1/2Mx3/8F foro 12 - 1/2Mx1/2F foro 14

ART. 1275



Nipples esagonale prolungato in ottone cromato con dado piano per squadrette

C.p. brass nipple with flat nut for curved copper tube

Misure disponibili / Available fittings : 3/8Mx3/8F foro 10 - 1/2Mx3/8F foro 10 - 1/2Mx1/2F foro 12 - 1/2Mx1/2F foro 14

ART. 1276



Nipples esagonale prolungato in ottone giallo con dado piano per squadrette

Yellow brass nipple with flat nut for curved copper tube

Misure disponibili / Available fittings : 3/8Mx3/8F foro 10 - 1/2Mx3/8F foro 10 - 1/2Mx1/2F foro 12 - 1/2Mx1/2F foro 14

ART. 1278/1280



Raccordo di giunzione a L cromato con dado (anche flangiato)

C.p. brass female elbow with conical nut for copper rigid tube (also wallplate)

*Misure disponibili / Available lengths : 1/2Fx3/8M foro 10 e 12
Raccordi disponibili / Available fittings : con o senza flangia / normal or wallplate*



ART. 1282



Dado conico in ottone cromato per nipples per tubo rame rigido

C.p. brass conical nut for copper rigid tube

Misure disponibili / Available lengths : 3/8F foro (hole) 10 e 12 - 1/2F foro 14

ART. 1284/1285



Dado piano in ottone per nipples per squadrette - cromato e giallo

Hexagonal nut for curved copper tube - chromed and yellow

Misure disponibili / Available lengths : 3/8F foro (hole) 10 - 1/2F foro 12 e 14

ART. 1286



Dado piano in ottone cromato per tubo rigido rame

C.p. brass hexagonal nut for copper rigid tube

Misure disponibili / Available lengths : 3/8F - 1/2F

ART. 1288



Set 3 pezzi con guarnizione conica

Set 3 pieces with black conical washer

Misure disponibili / Available lengths : 3/8" foro (hole) 10 e 12 - 1/2" foro 10, 12 e 14

ART. 1290



Set 3 pezzi con guarnizione piana

Set 3 pieces with black flat washer

Misure disponibili / Available lengths : 3/8" foro (hole) 10 e 12 - 1/2" foro 10, 12 e 14